

Shri U P Arts, Smt M G Panchal Science & Shri V L Shah Commerce College, Pilvai

At & Po:- Pilvai, Ta. Vijapur, Dist Mehsana, North Gujarat Pin Code 382850

Accredited with A+-Grade' (CGPA 3.45) by NAAC: A Grade (CGPA 3.04) in AAA By KCG CPE(2nd Phase) Status Awarded By UGC

Student Satisfaction Survey (SSS) 2021-22

INTRODUCTION

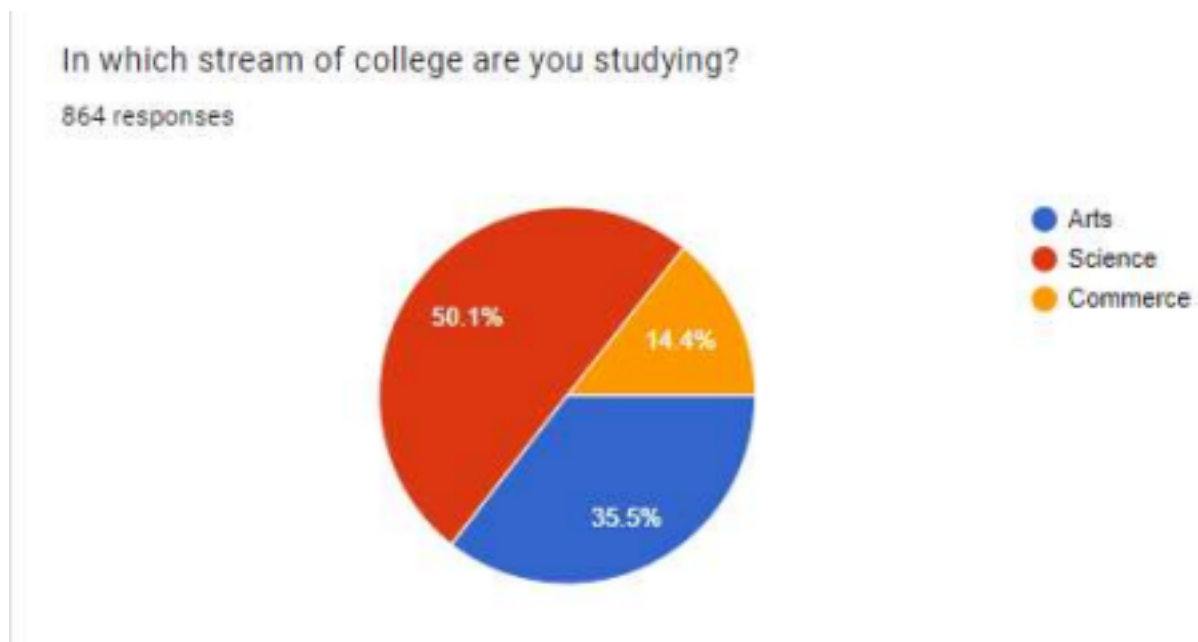
Every year the IQAC of the college conducts the Student's Satisfaction Survey to evaluate the performance of the College in all academic and administrative activities. The feedback responses and its analysis help the IQAC to make its Strategic Plan for the coming year and improve the quality environment of the College.

SURVEY PROCESS

The questionnaire focusses on the teaching-learning, administration, examination, as well as extracurricular and co-curricular activities in the College. The survey was conducted through a google form sent to the students through the WhatsApp Groups. The link of the survey form: <https://docs.google.com/forms/d/11Sh77mxhzEv9Paj8K2Nj1MGQDOZP8hFSyoZkprhidBU/edit>

The responses were rated one a five-point scale, with 5 being excellent and 1 being average.

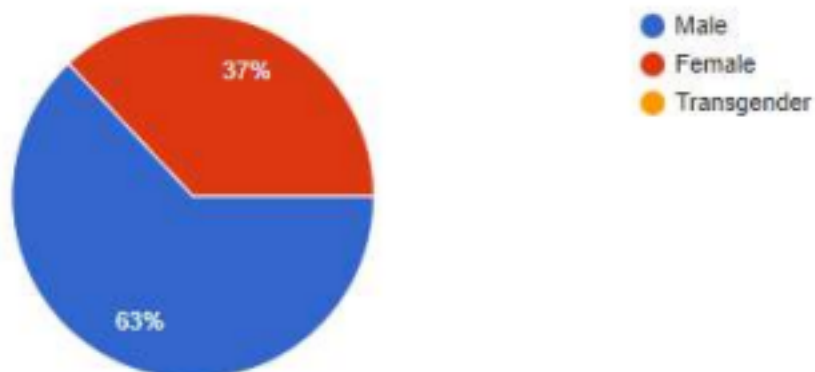
SURVEY SAMPLE



Total 763 responses were obtained, out of them 35.5 % were from Arts, 51.1 % were from Science, 14.4 % were from Commerce.

Gender

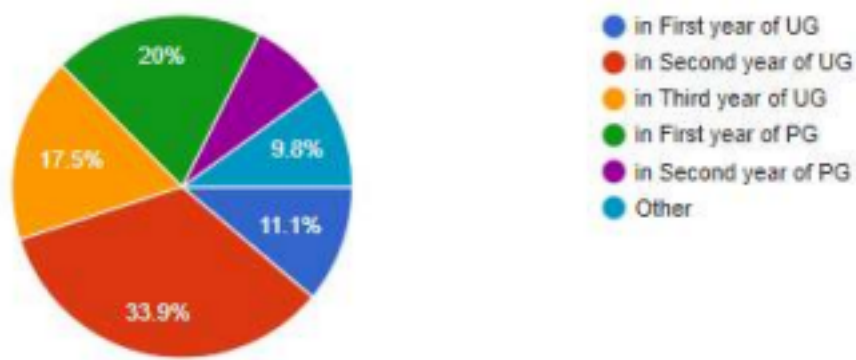
864 responses



63 % respondents were male and 37 % were female

During last academic year (2021-22) you were

864 responses



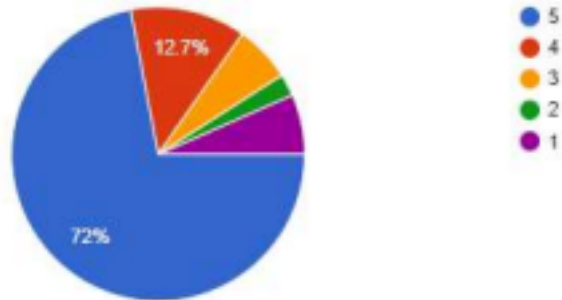
From the 864 responses, 9.8 % were first year UG students, 33.9 % were second year UG students, 17.5 % third year UG students, 20 % were first year PG students, 7.6 % were from second year PG students and 9.8 % were from others.

SURVEY RESULTS

SECTION I: Teaching-learning & Evaluation process/resources

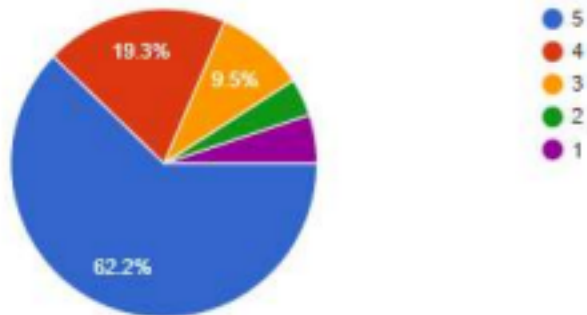
Rate the Teaching-Learning Process of the college

864 responses



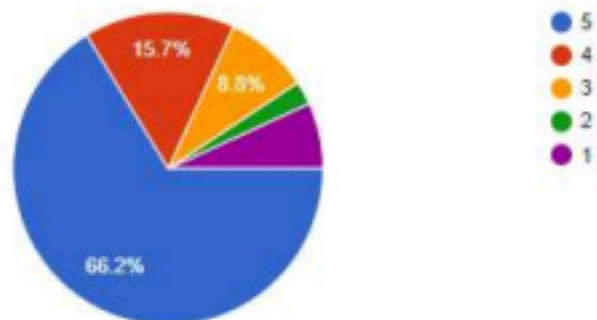
Rate the relevance of syllebi in term of addressing your need for progression

864 responses



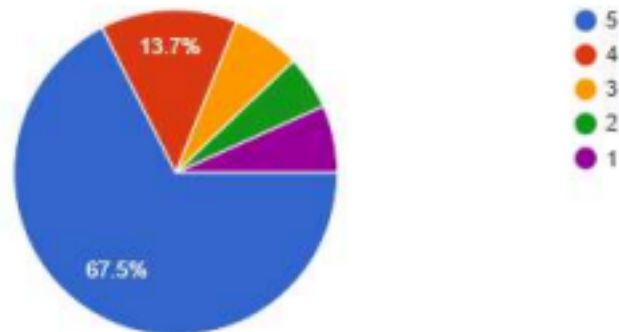
Rate the quality of courses in term of offering skill development, human values, add-on values, entrepreneurship and employability.

864 responses



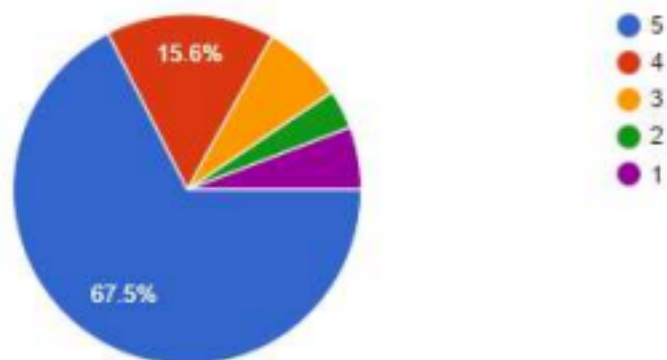
Rate the offering of seminar, workshop, conference, book review, assignments, coaching for competitive exams.

864 responses



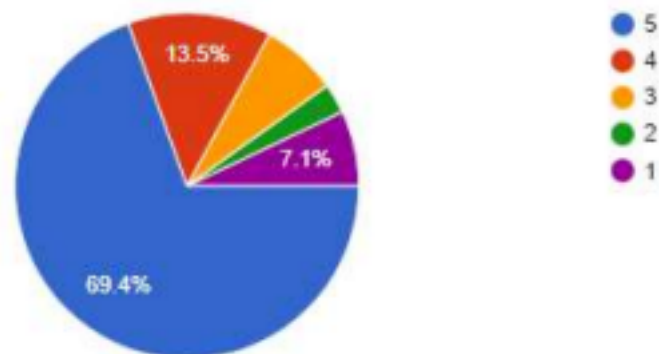
Rate the internal evaluation pattern

864 responses



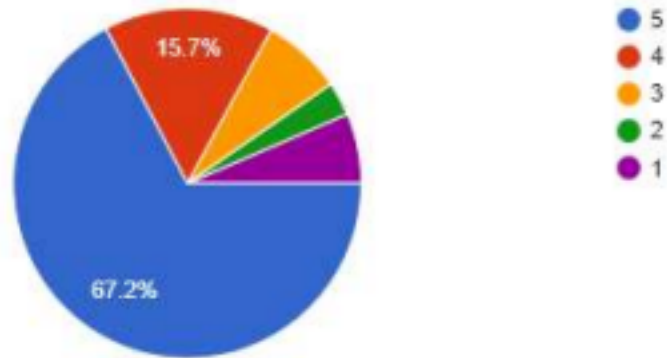
Rate the external evaluation pattern

864 responses



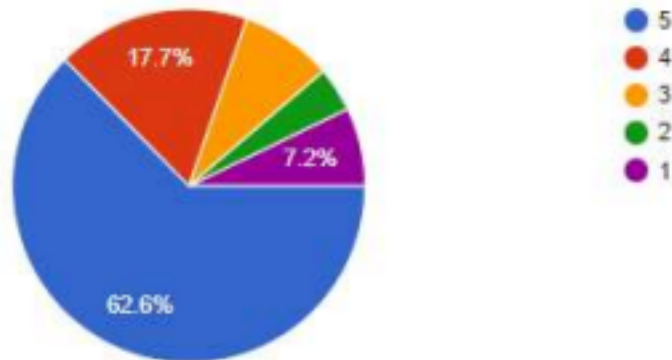
Rate the ambience of the physical infrastructure like, buildings, class rooms, canteen, hostel, seminar halls, library, etc.

864 responses



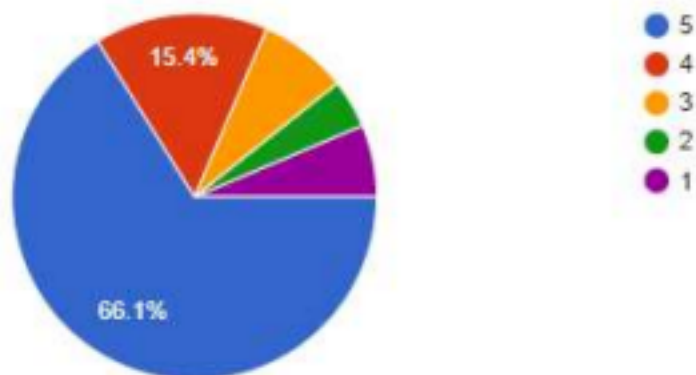
Rate the Academic Facilities like Smart Class, Lab. Equipments, AV Aids, WiFi, Intranet, etc.

864 responses



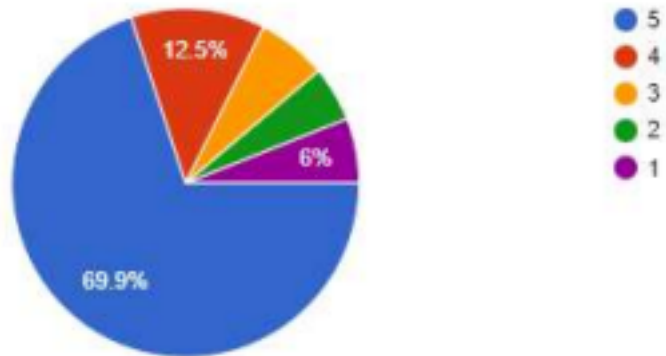
Rate the availability of books, journals, magazines and other reading materials from Library.

864 responses



Rate the overall landscaping and green environment in the campus

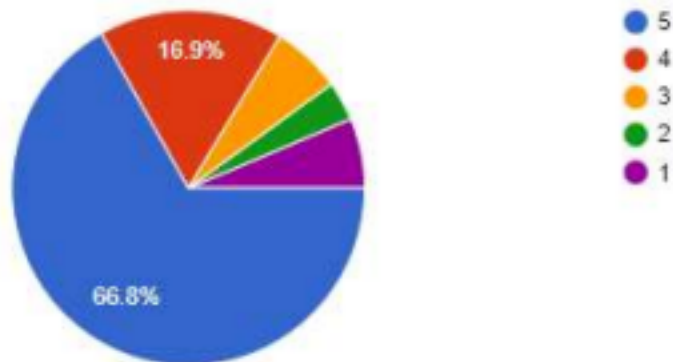
864 responses



SECTION III: Other Areas of Functioning

Rate the communication-support of faculty and office staff with students.

864 responses





SURVEY ANALYSIS

From the survey conducted, it is concluded that:

1. 87.7 % of the students rated the quality of teaching as good to excellent. Students requested the teaching process to be more innovative and interactive. Some of them even wanted industry and other professionals to conduct guest lectures to give better insight into practical aspects of the subjects
2. 91.0 % students agreed with the relevance of syllabi in terms of addressing students' need for progression some students wanted the syllabus to be more structured and updated to meet the needs for various competitive and entrance examinations. 90.7% students felt that there was good amount of content in the syllabus offering skill-development, entrepreneurship, and employability.
3. Around 88.0% students felt that there was good usage of ICT tools by teachers and adequate support in terms remedial classes, seminars, conferences, workshops, coaching for competitive exams were provided by the College
4. In the comments section, students have requested to reform the internal evaluation pattern to reduce stress but 90.6% of the survey respondents are satisfied with the internal evaluation. Around 90.1% were satisfied with the external evaluation pattern
5. 90.3% students are satisfied with the sports infrastructure, classroom/seminar halls as well as library facilities. Almost 88.7% students expressed satisfaction in the Academic Facilities

like Smart Class, Lab. Equipments, AV Aids, WiFi, Intranet,etc.

6. The satisfaction level of 89.4% students for availability of books, journals, magazines and other reading materials from Library was Good. Almost 88.7% students expressed satisfaction in landscaping and green environment in the campus.
7. The satisfaction level for the College Hostel and Canteen ambience were only about 60%. 7. 79% of the students were satisfied with the extra-curricular activities provided in the online mode during 2020-21
8. 90.1% students are satisfied with the communication-support of faculty and office staff with students. The students were also generally satisfied with the speed and quality of the grievance redressal system of the college. More than 91.2% students were satisfied with the Co-curricular, extra-curricular and extension activities offered by the College.
9. About 89.9% students rate good overall opinion about the Institute.

The survey identified the following plans for the next academic year:

1. Upgrade the library and canteen facilities
2. Arrange more guest lecture by industry experts and other professionals
3. Train teachers to employ innovative and interactive modes of teaching